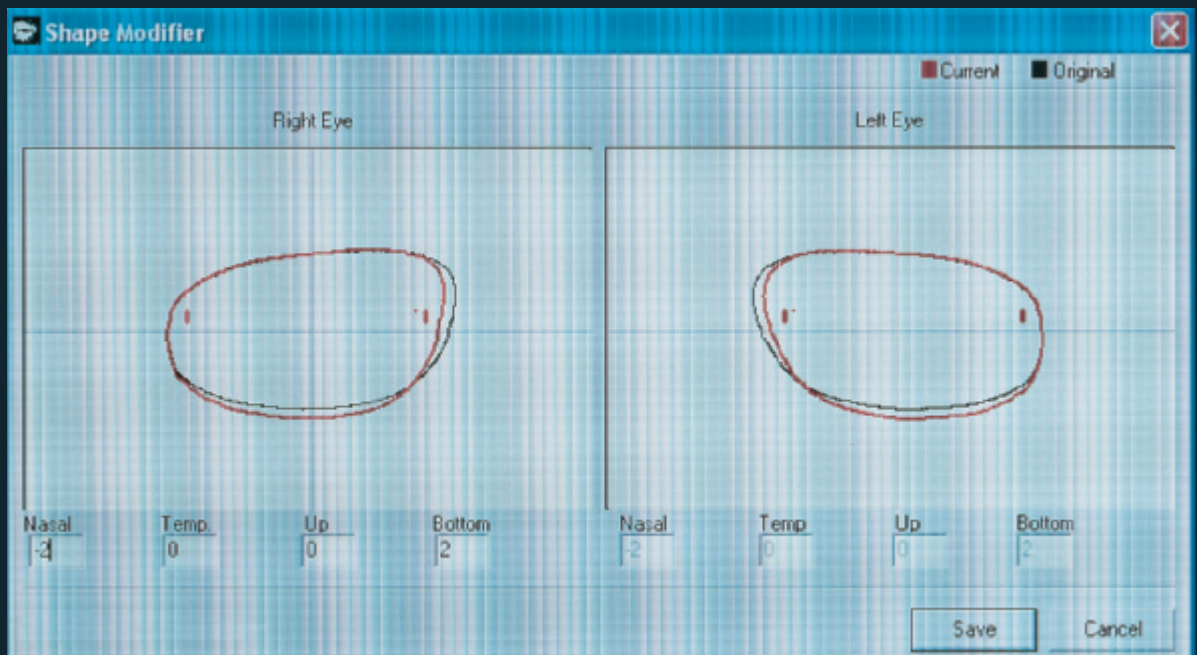



WECO



Optical Machinery by WECO

ShapeMaker



X2	Y2	Distance
23.78	4.00	1.00
24.01	4.00	1.00
		1.00
		1.00



**ShapeMaker –
A perfect solution for the administration
and modification of lens shapes.**

The ShapeMaker is a WECO tool for the modern and progressive optical workshop, consisting of an interface box, software and connection cables. The ShapeMaker interface box is connected to the Current Loop (CL) system and to a PC. The function of your current edging system can easily be extended without having to change/modify the existing configuration.

The ShapeMaker software is installed in a user-supplied PC. Once the connection with the system is completed the performance of your edging system can be extended with the following functions:

- > Lens shape administration
- > Lens shape modification
- > Management of drill hole coordinates

Lens shape administration.

The ShapeMaker can store as many shapes as required. It allocates a shape to a brand or model designation thereby making possible the memorising of frame collections. A lens shape can be assigned to a customer, and this is used in order to find the correct and right shape for the specific customer. The shape of the lens, the manufacturer or the customer can be located very quickly and easily using a built-in search function.

- > Storage of shapes
- > Assigning a lens shape to a brand/model
- > Assigning a lens shape to a customer
- > Search function

Lens shape modification

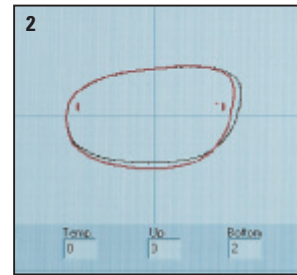
The ShapeMaker has a shape modifier to change the shape of a lens for rimless production as follows:

- > Lower part of the lens
- > Upper part of the lens
- > Nasal part of the lens
- > Temporal part of the lens

The modified shape can either be overwritten or stored with a new description.

For further information on ShapeMaker and WECO please call us. We would be pleased to inform you.

Buchmann Deutschland GmbH
Administration Jägerstraße 58
D-40231 Düsseldorf
Telefon +49-211-21 04-0
Telefax +49-211-21 04-251
info@briot-weco.com
www.briot-weco.com



- 1 Lens shape administration
- 2 Lens shape modification
- 3 Management of drill hole coordinates
- 4 ShapeMaker



Drilled hole management

The management of drill holes in conjunction with a lens shape is simplified with ShapeMaker. It can export the drill hole data or it can assign them to other jobs, thus simplifying the adaptation of modified shapes to existing frames.

PC requirements

Windows XP SP2, 2000 SP4
Min. PIII 1GHz, min. RAM 256, 2 x USB
(USB/Serial Converter), oder 1 x USB + 1 x seriell

Edging System requirements

Edge 430, Edge 450, Edge 450 Drill, Edge 455 Drill
Edge 850, Edge 852, Edge 950 (running with Current Loop)

Technische Daten:

Width	105 mm
Depth	130 mm
Height	55 mm
Weight	0,4 kg

All rights reserved for technical changes.

Distributed by: