



PHOTECH's digital auto vision PAV-6100 supports graphic guide function as well as various upgraded eye testing methods through high-tech digital technology. Moreover, simultaneous operation of chart projector and short distance vision chart helps you measure client's accurate and even difficult eye visions easily.

Innovative technology of PAV-6100 enables automatic transmission of eye measurement data and various detailed testing can be performed efficiently.

High quality features for professionals! | The highest number of testing methods | PAV-6100 provides 18 visual acuity tests, 26 monocular & binocular tests and up to 35 user-defined tests. These features create a perfect refraction environment for the user since it performs binocular balancing, strabismus, heterophoria, fusion, suppression, aniseikonia, and stereo tests.

Perform complex tests with one touch! | User-friendly interface | You can perform complex tests with one touch using the interactive interface, and the Function, Shift, and Alt keys offer over 400 different options according to the different modes.

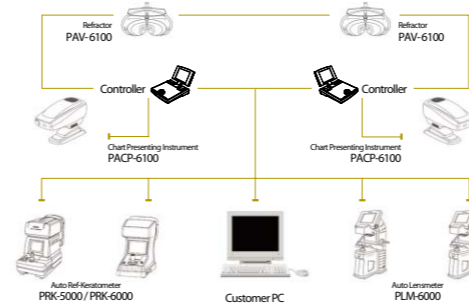
Fast with powerful networking! | Automated system | Automatically received data from the Lensmeter and Refractometer make the test quick, and final test result can be gathered efficiently. The received data can be loaded & set into the refractor automatically.

POTEC

Improved Functions, Accurate Eye-Testing
Digital Auto Vision



SYSTEM NETWORKING



SPECIFICATIONS

MEASUREMENT RANGE	
Spherical Lens	-29.00 ~ +26.75D (Regular) -19.00 ~ +16.75D (Cross Cylinder or Prism test) (0.12D/0.25D/0.5D/1.0D/2.0D/3.0D/4.0D increments)
Cylinder Lens	0.00 ~ ±8.75D (0.25D/0.5D/1D/2D/3D increments)
Cylinder Axis	0° ~ 180° (1°/5°/15° increments)
PD	48 ~ 80mm (0.5/1mm increments) Near working distance : 35 ~ 75cm
Rotary Prism	0 ~ 20Δ (0.1Δ /0.2Δ /0.5Δ /1Δ /2Δ increments)
Cross Cylinder	±0.25D
	±0.50D
Retinoscope	±0.25D Dual Cross Cylinder (Split prism lens) +1.5D, +2.0D (Measurement Distance 67cm, 50cm)
AUXILIARY LENS	
Occluder	
Pin Hole Lens	φ 1mm
Madox Rode	Right Eye(Red, Horizontal), Left Eye(Red, Vertical)
Red/Green Filter	Right Eye(Red), Left Eye(Green)
Polarizing Filter	Right Eye:(135°, 45°), Left Eye:(45°, 135°)
Split Prism	Right Eye(6 Δ BU)
	Left Eye(10 Δ BU:up to 5 Δ complement)
PD Check Lens	Thermal line printer with Auto - Cutter function
Fixed Cross Cylinder	(±0.50D, Fixed with the axis set at 90°)
DIMENSION	
Refractor	445(W)×255(D)×133(H)mm 6.9kg
Controller	220(W)×259(D)×188(H)mm 1.3kg(Including Built-in Printer)
Junction Box	350(W)×240(D)× 70(H)mm 2.2kg
Power supply	AC 100~120V/AC 220~240V 50/60Hz
Power consumption	110VA

Designs and details can be changed without prior notice for its improvements.

POTEC POTEC Co., Ltd.
292-4, Samseong-dong, Dong-gu, Daejeon 300-812, Korea
Tel +82-42-632-3536 Fax +82-42-632-3537 www.potec.biz
e-mail webmaster@potec.biz


Distributed by



DIGITAL AUTO VISION

PAV-6100

Improved Functions, Accurate Eye Testing



PAV-6100's high-tech eye testing technology enables accurate measurement and prescription.

POWERED BY UP-TO-DATE TECHNOLOGIES, PAV-6100 ENABLES EASY AND SIMPLE MEASUREMENT OF EYES THROUGH ITS ONE-TOUCH SYSTEM.



Powerful cross cylinder lens



- ★ The dual cross cylinder lens makes fast & convenient examinations.
- ★ Automatic occluding function prevents examinee's eye from accommodation, while the lens is rotating over 45 degree, for precise and comfortable examination.

Vertex distance check and cornea illumination

Accurate tests are guaranteed by positioning the examinee's eyes correctly before tests.



Easy and flexible PD control

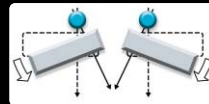
From any mode, you can adjust the PD easily and conveniently. When the test mode is changing between far and near, the PD is automatically calculated and set.



Support perfect convergence

During the presbyopia and near vision test, PAV-6100 provides perfect convergence function. This function makes the examinee's eyes aligned with the center of lenses for precise measurements.

- ||| Near PD : 45 ~ 75mm
- ||| Near working distance : 35 ~ 70mm



Accurate rotary prism

Precise data can be obtained by measuring up to 2Δ by 0.1Δ step. Automatic occluding function option helps to perform precise and comfortable examinations while the prisms are changing directions.

Adjustable LCD display

Operator always can see the clear screen by adjusting the LCD from 0 to 90 degree.



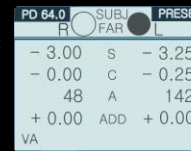
Quick and convenient function-key

- ★ Provides short-cuts over 200 different options and advanced functions according to the test modes and various situations. Combination with SHIFT or ALT, buttons on the control panel provide one-touch operating environment.
- ★ Various & well-organized short-cuts.



Data preset function

Enables to set up the lenses at once in any modes when the user presets examinee's data.



Interactive menu system

Easy operating environment adopting interactive system.



Simple and easy buttons

The buttons play multiple functions according to tests and menu modes. Selection, Changing and execution of menus or tests are more faster in this environment.

Convenient ESC function

The ESC Key provides convenient function to return back to main examination mode canceling a menu mode or a test mode executed before.

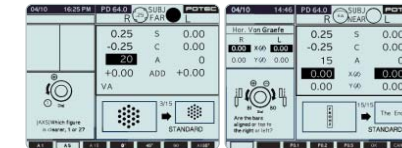


PAV-6100 WORKS AT ANY ENVIRONMENT THROUGH ITS MULTIPLE EYE TESTING MODE AND AUTOMATED SYSTEM.



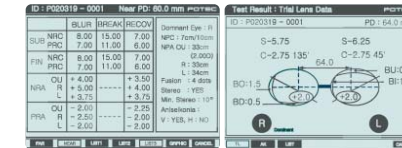
Help mode & real-time guide

Real time guide & HELP function guide you to make easy & fast refraction showing the information you need on the LCD display by graphics.



Displaying the result data in tables and graphics

Well-organized result data in tables and graphics help you to understand the results at first glance.



Operation panel with a built-in high-speed printer

Easy and fast to combine with any kinds of refraction units without installing additional printer. The powerful 32-bit CPU loaded printer provides quick data printing. You will also be satisfied with the easy way to replace printing paper.



PAV-6100 supplies the most various examination methods compared with other refractors.

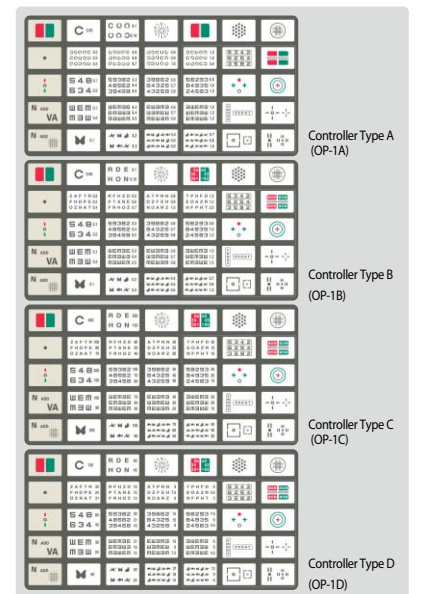
- ||| 18 visual acuity tests
- ||| 26 monocular and binocular (correction) tests
- ||| 35 user-defined tests can be stored and edited

Powerful program function

- ||| Up to 10 user-defined programs can be stored
- ||| In a user-defined program, any of single tests, auxiliary lenses, fogging, chart masking, and other options can be all stored
- ||| Renaming the user-defined programs is also possible for the user's convenience

Simple automated eyes examination system

- ||| Convenient system installation thru Junction box
- ||| Single cable connection among the instruments



Sharp design & intelligent near vision chart

- ||| The near point card rotates freely in all directions, 360 degree horizontally and 180 degree back and forth
- ||| Complete chart combination for near vision test



Perfect networking & data management

- ||| Useful data-link among mirror chart, projector, refractor & lensmeter. (Supports the connection of chart presentation devices by both serial and IR interface)
- ||| Automatic data transmission & integrated management of customer's data

Economic & efficient system

- ||| Built-in printer in the Operation Panel
- ||| It is not necessary additional connection devices & installation procedure for system extension (Refractometer's data and lensmeter's data can be shared in multiple PAV systems)