

Canon



A better
point of view



TX-20P FULL AUTO
TONOMETER & PACHYMETER

We Speak Image

See the big picture.
Make decisions with confidence.



The TX-20P. Two in one, tonometer and pachymeter in a single instrument.



Tilting LCD Screen

- New ergonomic design allows the operator to use the instrument while sitting or standing

Measure intraocular pressure (IOP) and central corneal thickness (CCT) together as well as automatically recalculate the compensated IOP with accuracy and speed. All in a single instrument.

Information about the actual corneal thickness is important because without it can mask accurate readings of IOP and delay diagnosis of glaucoma. Unless taken into account, thicker corneas contribute to overestimation of IOP values and thinner corneas to underestimation.

With fully automated 3D alignment and a built-in pachymeter the TX-20P is much more than just a tonometer. Canon's latest technology reduces the risk of misreading intraocular pressure and is set to make a significant contribution to detecting potential glaucoma in patients.



Canon

TX-20P

Full Auto Tonometer

Achieve fast and accurate results for the detection of glaucoma. The tonometer with intelligent, automatic 3D alignment and built-in pachymeter.



Tonometer



Pachymeter



Tilting LCD screen



Printer



Auto 3D Alignment



Auto Tracking



Auto Measurement



NEW DESIGN

Compact and lightweight
Two instruments in one



Answers at your fingertips

With the intelligent fully automatic 3D alignment a complete examination, 3 measurements per eye (IOP + CCT) and calculation of the corrected IOP, can be done with one click of the button.

- No time consuming exact alignment or focusing required. Simply align the TX-20P roughly on the patient's pupil
- Press the start button once and the intelligent automatic 3D measurement will take over
- The TX-20P will align, focus and measure both eyes one by one: no additional action required by the operator
- Auto measurement can even be done in normal light conditions: no need to darken the room
- Print out of the measurement is done automatically as well
- Measurement results, including a cross section image of the central cornea, can be reviewed on the screen

Accurate, automatic and fast.

Fully Automatic, Non Contact Tonometer combined with a Pachymeter The TX-20P is a multi-functional ophthalmic instrument that measures IOP and CCT and then automatically calculates the corrected IOP.

Advanced intelligent 3D fully automated operation Simply initiate the examination and multiple IOP and CCT measurements of the right and left eye will be done completely automatically.

Just press the button No special skills required, just align on the pupil and the advanced intelligent automatic operation will take over, making the instruments very easy to use. The results will always be just as accurate, completely independent of the operator.

Extremely accurate The TX-20P will automatically calculate the corrected IOP based on the CCT values. Since the measurements are done extremely fast, any movement of the patient will not influence the measurement accuracy.

More than just a very accurate Tonometer The CCT values can also be displayed together with the pachymetry image.

Fast and timesaving The TX-20P will align and measure extremely fast, even the print out and paper cut off are done automatically, reducing examination time.

Space saving No need for two devices, the TX-20P is one compact and sleek instrument.

Excellent ergonomics The tilting 5.7" colour LCD screen makes it possible to operate the TX-20P while standing or sitting.

Patient friendly The soft air puff and short examination time make the TX-20P very comfortable for the patient.

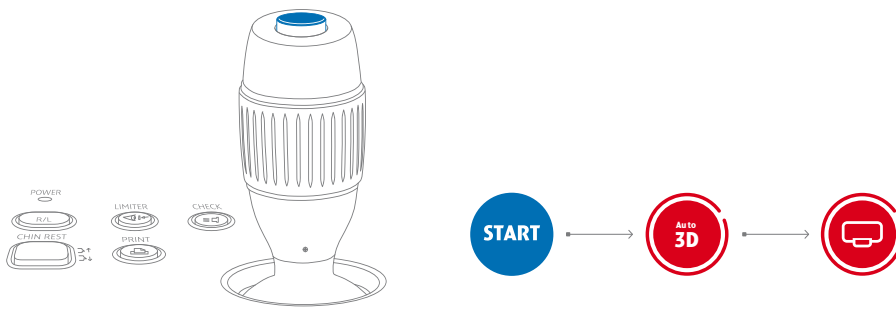
Lower and upper IOP warning To assist during screening, threshold values can be changed to your requirements.

Intelligent powered joystick For 3D alignment and initiating measurement.

Fast point-and-click alignment

Accuracy and speed are essential for optimized workflow efficiency. Due to its intelligent full 3D alignment functionality, the TX-20P can start a complete measurement procedure with only a basic alignment on one eye.

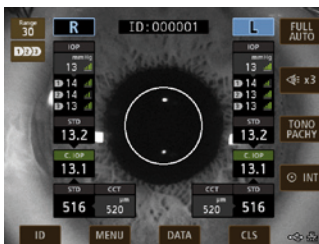
With a simple push of the button, the TX-20P conducts automatic examination of both eyes from alignment to printing.



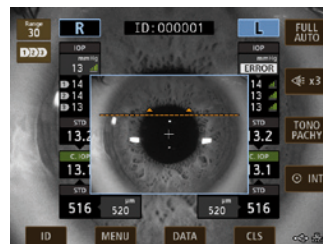
Powered Joystick

- Accurate, automatic and fast measurement at the push of a button
- Advanced automated alignment for complete examinations

Screen views



IOP readings, average values and corrected IOP are all clearly displayed on one screen.



When there is a measurement error caused by blinking or eyelashes, a warning line is clearly shown on the screen.



Up to 10 IOP readings and CCT values for each eye can be displayed, making checking for any deviating results easy.



CCT image can be displayed simultaneously with the Pachymeter values for additional information on the central cornea.

Specifications

Dimensions	260 W x 490 L x 500 H mm
Weight	15 kg
Display	Tilting 5.7 VGA colour TFT LCD screen
Printer	Thermal line printer with auto cutter
Chinrest	Motorized
Interface	USB Host / RS232C / LAN
Power	0.8 A - 0.4 A
Power saving mode	YES
Optional accessories	Chin rest paper, printing paper
Fixation light	Internal or external
Warning	Warning indicator when IOP exceeds predetermined value
Input ID Options	Automatic serial number assignment or patient ID input via screen, numeric keyboard, barcode reader (optional)
Alignment	Fully automatic 3D alignment
Measurement mode	Fully automatic / automatic / manual

INTRAOCULAR PRESSURE MEASUREMENTS

Measurement range	0-60 mmHg
Measurement principle	Air puff non-contact method
Available measurement display units	mmHg / hPa
Working distance	11mm
Switching range	30 / 60 mmHg switching

PACHYMETER MEASUREMENTS

Measurement range	150 - 1300 microns
Light Source	Blue LED
Measurement principle	Quantized slit image on central cornea

Canon has been defining the future with innovative solutions for nearly 70 years. In all that time we've constantly strived to improve medical diagnostics in healthcare. Perhaps that's what made us a leading global provider of eye care solutions.



Canon Eco

Our actions are based on honesty and sustainability.



Canon Quality

Safety and quality are an integral component of our actions.



Canon Flexibility

Everything we do has to have a superior customer advantage.

Choose the eye care system of the future and let our local, authorized Canon dealer advise you:

Canon

TX-20P
English-NL Edition 0153W397
© Canon Europa N.V. 2011

**Canon Europa N.V.
Medical Systems Division**

Bovenkerkerweg 59-61
1185 XB Amstelveen
The Netherlands
Phone: +31 (0)20-5 45-89 26
Fax: +31 (0)20-5 45-82 20
www.canon-europe.com/medical